

## Temperature Intelligence™

# EDGE™ M-300

## Mobile sensors for wireless temperature tracking and data-sharing

- Robust Bluetooth® wireless connectivity
- Tracks temperature of trucks, containers and packaging in transit
- EDGEVue™ App for mobile device setup, monitoring and cloud data-sharing
- Line-of-sight sensing range of 50 meters (164 feet)
- Internal sensor range -40 to +85°C and memory for 4,000 datapoints
- Robust IP67 protection against ingress of dust and water immersion



EDGE M-300 is an advanced temperature sensor that enables easy setup and on-demand tracking with smartphones and other Bluetooth enabled devices. With the EDGEVue™ app, temperature preferences setup, such as ranges and alarms, requires no dedicated equipment, docking stations or computer software installations. As EDGE M-300 records the temperature, EDGEVue™ provides fast, on-demand data history – including geolocation data from the mobile device.

EDGE M-300 is a compact design, with IP67 protection for variable environments, and a magnetic mount for placement inside containers and enclosures. It features three LED status lights and has interchangeable colored sensor rings that can be used to uniquely identify each sensor. The long-life Lithium battery is replaceable.



Download the free EDGEVue™ app from iTunes or Google Play



Personalize your EDGE M-300 with different colored rings for easy identification.

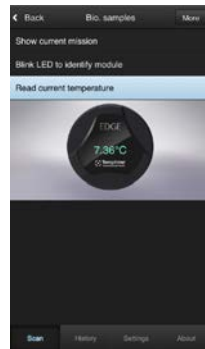
# EDGE™

Wireless. Connected. Sensors.

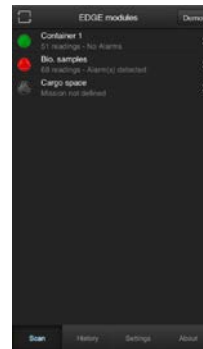


## Temperature Intelligence™

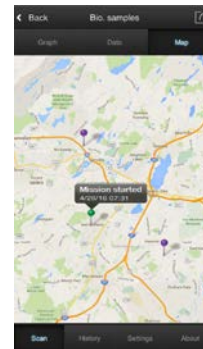
### EDGE™ M-300



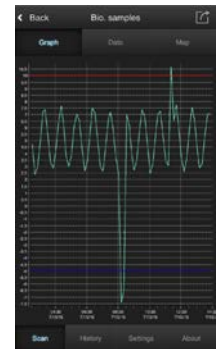
Use EDGEVue™ to set-up datalogging profile and preferences



EDGEVue™ automatically detects EDGE M300 devices within Bluetooth range



Uses smartphone/tablet GPS to track routes with detailed information



Connect to EDGE M300 to monitor data on demand, anywhere along the delivery route

#### Sensor Specifications

**Multi-use module with replaceable battery**

**Sensor:** Aluminum ring around sensor circumference

**Temperature Range:** -40 to +185°C (-40 to +365°F)\*

**Accuracy:** +/- 0.3°C

**Resolution:** 0.01°C

**Temperature Display:** °C or °F, selectable

**Certifications:** NIST® Traceable Certification, ISO/IEC 17025 (Cofrac) certified or traceable calibration available, EN12830

\*For proper operation, sensor must not be subject to extreme temperature variations. For example, the same sensor must not be used for both -40°C and +85°C applications

#### Dimensions

**Diameter:** 2 in. (50 mm)

**Thickness:** 0.87 in (22 mm)

**Weight:** 2.0 oz (57 grams)

**Case:** ABS, polycarbonate, aluminum IP67 protection

**Mounting:** 2-sided magnetic mount ("weak" and "strong" sides)

**Module Identification:** Customizable name for each EDGE device

#### Battery

**Battery:** Lithium, replaceable (P/N 30-0200)

**Battery Life:** Varies with ambient temperature, see Battery Life Graph

EDGE M-300 battery life varies with the ambient temperature. Typically, batteries have a shorter life colder environments. This graph shows battery life (weeks) at various EDGE exposure temperatures, based on one data download per day.

#### Datalogging Functions

**LED indicator:** Alarm status and communication

**Alarm Limits:** Programmable high and low, with delay

**Startup options:** Immediate, Delayed with programmable threshold, and Start on Magnet contact

**Datalogging intervals:** Programmable - 15 seconds to 1 minute (1 second intervals) OR 1 to 255 minutes (1 minute intervals)

**Datalogging stop:** Programmable - memory full, or overwrite oldest values

**Date/Time Stamps:** Programmable local time or GMT

**Memory Internal:** up to 4,000 datapoints

**Reports:** CSV and JPG file formats

#### EDGEVue™ and Wireless Specifications

**Bluetooth® Smart enabled**

**Wireless range:** Line-of-sight, up to 50 meters, 164 feet

**Device Compatibility:** Program and read with iPhone 4S or higher, iPad 3 or higher, and Android 4.4 and higher

**Detection:** Wireless access through isothermal packaging, refrigerated vehicle siding, freezers, refrigerators and cold rooms (may depend on wall thickness and environmental conditions)

EDGEVue App Free on iTunes and GooglePlay, automatically detects EDGE devices within Bluetooth range

**Cloud Storage:** Store and share on Google Drive, Dropbox, or EDGECloud