

EDGE™

Wireless. Connected. Sensors.



Temperature Intelligence™

EDGE™ M-300

Mobile sensors for wireless temperature tracking and data-sharing

- Robust Bluetooth® wireless connectivity
- Tracks temperature of trucks, containers and packaging in transit
- EDGEVue™ App for mobile device setup, monitoring and cloud data-sharing
- Line-of-sight sensing range of 50 meters (164 feet)
- Internal sensor range -40 to +85°C and memory for 16,000 datapoints
- Robust IP67 protection against ingress of dust and water immersion



EDGE M-300 is an advanced temperature sensor that enables easy setup and on-demand tracking with smartphones and other Bluetooth enabled devices. With the EDGEVue™ app, temperature preferences setup, such as ranges and alarms, requires no dedicated equipment, docking stations or computer software installations. As EDGE M-300 records the temperature, EDGEVue™ provides fast, on-demand data history—including geolocation data from the mobile device. In addition, the temperature data from EDGE can automatically be accessed and uploaded to the cloud using the EDGEBridge™.

EDGE M-300 is a compact design, with IP67 protection for variable environments, and a magnetic mount for placement inside containers and enclosures. It features three LED status lights and has interchangeable colored sensor rings that can be used to uniquely identify each sensor. The long-life Lithium battery is replaceable.



Download the free EDGEVue™ app from iTunes or Google Play



Personalize your EDGE M-300 with different colored rings for easy identification.

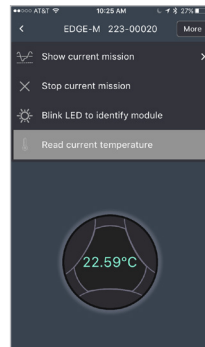
EDGE™

Wireless. Connected. Sensors.

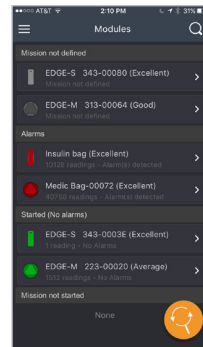


Temperature Intelligence™

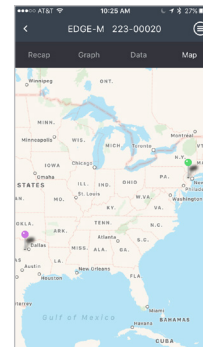
EDGE™ M-300



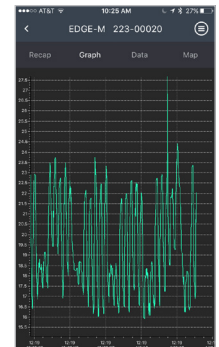
Use EDGEVue™ to set-up datalogging profile and preferences



EDGEVue™ automatically detects EDGE M300 devices within Bluetooth range



Uses smartphone/tablet GPS to track routes with detailed information



Connect to EDGE M300 to monitor data on demand, anywhere along the delivery route

Sensor Specifications

Multi-use module with replaceable battery

Sensor: Aluminum ring around sensor circumference

Temperature Range: -40 to +85°C (-40 to +185°F)*

Accuracy: +/- 0.3°C

Resolution: 0.01°C

Temperature Display: °C or °F, selectable

Certifications: NIST® Traceable Certification, ISO/IEC 17025 (Cofrac) certified or traceable calibration available, EN12830

Dimensions

Diameter: 2 in. (50 mm)

Thickness: 0.87 in (22 mm)

Weight: 2.0 oz (57 grams)

Case: ABS, polycarbonate, aluminum IP67 protection

Mounting: 2-sided magnetic mount ("weak" and "strong" sides), adhesive or screw mount

Module Identification: Customizable name for each EDGE device

Battery

Battery: Lithium, replaceable (P/N 30-0200)

Battery Life: Varies with ambient temperature

EDGE M-300 battery life varies with the ambient temperature. Typically, batteries have a shorter life in colder environments.

Datalogging Functions

LED indicator: Alarm status and communication

Alarm Limits: Programmable high and low, with delay

Startup options: Immediate, Delayed with programmable threshold, and Start on Magnet contact

Datalogging intervals: Programmable - 15 seconds to 59 seconds (1 second intervals) OR 1 to 255 minutes (1 minute intervals)

Datalogging stop: Programmable – memory full, or overwrite oldest values

Date/Time Stamps: Programmable local time or GMT

Memory Internal: up to 16,000 datapoints

Reports: CSV and PDF file formats

EDGEVue™ and Wireless Specifications

Bluetooth® 4.2 technology (5.0 Ready)

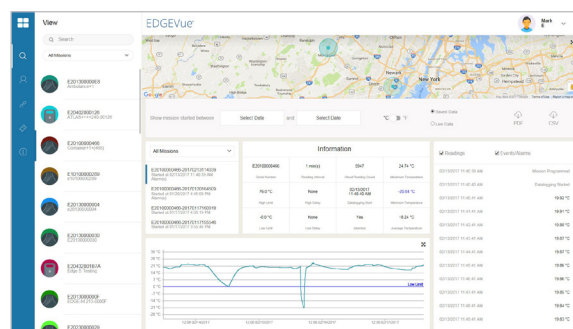
Wireless range: Line-of-sight, up to 50 meters, 164 feet

Device Compatibility: Program and read with iPhone 4S or higher, iPad 3 or higher, and Android 4.4 and higher

Detection: Wireless access through isothermal packaging, refrigerated vehicle siding, freezers, refrigerators and cold rooms (may depend on wall thickness and environmental conditions)

EDGEVue App Free on iTunes and GooglePlay, automatically detects EDGE devices within Bluetooth range

Cloud Storage and Access: Store unlimited data on EDGECloud and access through the EDGEVue Web application for viewing and generating reports.



Access, view and manage information from EDGE sensors using the EDGEVue web application.

COMZ EDGE M-300 Product Sheet Rev.4